



HIRSCHMANN MOBILITY Antennas for Telematics / M2M / IoT Applications



HIRSCHMANN MOBILITY

Antennas for Telematics / M2M / IoT Applications

TE Connectivity's HIRSCHMANN MOBILITY products, formerly Hirschmann Car Communication, provide some of the world leading antenna, telematics and infotainment technologies for automobile and commercial vehicles communication and connectivity as well as the broader transportation market.

This catalogue contains products from the standard range in the following four business areas:

M2M (Machine-to-Machine)/ IoT (Internet of Things) Communication & Telematics

From antennas to complete systems as container and trailer tracking

Commercial and Off-road Vehicles

Antennas and products/accessories for trucks and off-road applications

Infotainment

Radio Tuner Cards for analog and digital reception (AM/FM/DAB/HD/SDARS)
for EU/Japan/US markets

Automotive Aftermarket

Broadcast antennas

To receive more information on these or our other products, please visit us at
www.te.com/hirschmann-mobility or contact us via email hirschmann-mobility@te.com

This catalogue contains products from our European and US portfolio. All products are available worldwide. For more information please contact us via email:

hirschmann-mobility@te.com.

Alternative cable and connector configurations on request.

The information/details in this publication merely contain general descriptions or performance factors which, when applied in an actual situation, do not always correspond with the described form, and may be amended by way of the further development of products.

The desired performance factors shall only be deemed binding if these are expressly agreed on conclusion of the contract.

**Antennas for
Telematics/M2M/IoT Applications**

Antennas for:	GPS	GLONASS	LTE	GSM	UMTS	WLAN/Bluetooth	DSRC	TETRA	IRIDIUM	ORBCOMM	AM/FM	Page
---------------	-----	---------	-----	-----	------	----------------	------	-------	---------	---------	-------	------

1 POSITIONING

Single Service | GNSS

GPS 10 P	●											2
GPS 9 I	●											2
GNSS 9 M	●	●										2
GNSS 11 S	●	●										2

Combination GNSS + Radio Services

GPS MULTI S	●											3
GPS MULTI M	●											3
Rods for GPS MULTI				●	●			●		●		3

2 TERRESTRIAL COMMUNICATION

Single Service | Cellular

CEL 7026 LP S			●	●	●							6
CEL 7026 A			●	●	●							6
CEL 7026 RD M			●	●	●							6
CEL 8521 RD M				●	●							6
CEL 8521 ST				●	●							7
CEL 7038 S MIMO (5G ready)			●	●	●							7
CEL 8026 BASE			●	●	●							7
CEL 8026 STAT			●	●	●							7
MCA 1890 STRIPE				●	●							8
MCA 1890 SLIM				●	●							8
MCA 1890 MP				●	●							8

Combination Cellular + GNSS

CGN 7026 LP A	●	●	●	●	●							9
CGN 7026 LP S	●	●	●	●	●							9
CGN 7026 SF S	●	●	●	●	●							9

Antennas for Telematics/M2M/IoT Applications

Antennas for:	GPS	GLONASS	LTE	GSM	UMTS	WLAN/Bluetooth	DSRC	TETRA	IRIDIUM	ORBCOMM	AM/FM	Page
---------------	-----	---------	-----	-----	------	----------------	------	-------	---------	---------	-------	------

2 TERRESTRIAL COMMUNICATION

Combination | Cellular + GNS

CGN 1890 LP S	●	●		●	●							10
CGN 1890 LP LC P	●	●		●	●							10
CG 7038 S MIMO (5G ready)	●	●	●	●	●							11
CG 8521 LP S	●			●	●							11
GPS 1890 LP P	●			●	●							12
GPS 1890 LP S	●			●	●							12

Combination | Cellular + WLAN/Bluetooth

CW 703859 S MIMO (5G ready)			●	●	●	●						13
-----------------------------	--	--	---	---	---	---	--	--	--	--	--	----

Combination | Cellular + GNSS + WLAN/Bluetooth

CGNW 702659 LP S	●	●	●	●	●	●						14
CGNW 702659 SF S	●	●	●	●	●	●						14
CGW 7059 S MIMO (5G ready)	●	●	●	●	●	●						15
CG 8524 LP A Extra Slim	●			●	●	●						16
CGW 852124 LP S	●			●	●	●						16
GPS 2400 LP/Cellular	●			●	●	●						17

Single Service | WLAN/Bluetooth

MCA 2458 S						●	●					18
MCA 2400 PA						●						18
WLAN 24 ST						●						18
WLAN 24 PA						●						18
WLAN 2458 LP S MIMO						●	●					19

Single Service | TETRA

MCA 480 FLEX								●				20
--------------	--	--	--	--	--	--	--	---	--	--	--	----

Combination | TETRA + GPS

TG 3847 RD S	●							●				21
--------------	---	--	--	--	--	--	--	---	--	--	--	----

Combination | TETRA + GPS + WLAN/Bluetooth

TGW 3858 RD S	●					●		●				22
---------------	---	--	--	--	--	---	--	---	--	--	--	----

Antennas for Telematics/M2M/IoT Applications

Antennas for:	GPS	GLONASS	LTE	GSM	UMTS	WLAN/Bluetooth	DSRC	TETRA	IRIDIUM	ORBCOMM	AM/FM	Page
---------------	-----	---------	-----	-----	------	----------------	------	-------	---------	---------	-------	------

3 SATELLITE COMMUNICATION

Single Service | IRIDIUM

IRD LP M									●			24
IRD LP S									●			24
IRD PC S									●			24

Combination | IRIDIUM + GNSS

IGN 1620 LP S	●	●							●			25
---------------	---	---	--	--	--	--	--	--	---	--	--	----

Combination | IRIDIUM + GNSS + Cellular

IGNC 8521 LP S	●	●		●	●				●			26
----------------	---	---	--	---	---	--	--	--	---	--	--	----

Combination | IRIDIUM + GNSS + WLAN/Bluetooth

IGNW 24 LP S	●	●				●			●			27
--------------	---	---	--	--	--	---	--	--	---	--	--	----

Single Service | ORBCOMM

ORB RD S										●		28
----------	--	--	--	--	--	--	--	--	--	---	--	----

Combination | ORBCOMM + GNSS

OG RD S	●									●		29
---------	---	--	--	--	--	--	--	--	--	---	--	----

Combination | ORBCOMM + GNSS + Cellular


OGC 8521 RD S	●			●						●		30
Rod for OGC 8521 RD S				●						●		30

4 ACCESSORIES

Connecting Cables												32
ITAS												33
Adapters FME												34
Magnetic / Adhesive Pads												35

More from HIRSCHMANN MOBILITY	36
--------------------------------------	----

CONTACT IMPRINT	37
--------------------------	----



Positioning

Single Service | GNSS

GPS 10 P

GPS

- Low current consumption
- Adhesive mount




Dimensions	34 x 38 x 12.8 mm
Voltage supply	2.7 - 5.5 VDC
Gain	typ. 2 dBic
Amplification	typ. 26 dB ± 2 dB
Current consumption	≤ 13 mA @ 5 V ± 0.5 V (typ. 10 mA)

Part Number	Cable	Connector
	RG 174 LL	
602-431-001	3000 mm	SMAM
602-431-002	3000 mm	FAKRAf, C
602-431-003	1000 mm	FAKRAf, C

GPS 9 I

GPS

- Low current consumption
- Embedded mount



Dimensions	32 x 36 x 10 mm
Voltage supply	2.7 - 5.5 VDC
Gain	typ. 2 dBic
Amplification	typ. 27 dB ± 1 dB
Current consumption	≤ 13 mA @ 5 V ± 0.5 V (typ. 10 mA)

Part Number	Cable	Connector
	RG 174	
956-510-501	200 mm	raSMAM*
956-510-502	200 mm	raMCXm*
956-510-503	200 mm	raMMCXm*

* ra = right-angled

GNSS 9 M

GLONASS / GPS

- Low current consumption
- Easy interior and exterior mounting
- Magnetic mount



Dimensions	38 x 34 x 15.5 mm
Voltage supply	2.7 - 5.5 VDC
Gain	typ. 2 dBic
Amplification	typ. 27 dB ± 1 dB
Current consumption	≤ 13 mA @ 5 V ± 0.5 V

Part Number	Cable	Connector
	RG 174	
602-439-001	3000 mm	SMAM
602-439-004	5000 mm	FAKRAf, Code C

GNSS 11 S

GLONASS / GPS

- Low current consumption
- Screw mount



Dimensions	63 x 63 x 19 mm
Voltage supply	2.7 - 5.5 VDC
Gain	typ. 2 dBic
Amplification	typ. 27 dB ± 1 dB
Current consumption	≤ 13 mA @ 5 V ± 0.5 V

Part Number	Cable	Connector
	RG 174	
602-442-001	3000 mm	FAKRAf, Code C
602-442-003	200 mm	SMBf

GPS MULTI S

68 - 86 MHz / 144 - 176 MHz /
380 - 470 MHz / 410 - 430 MHz /
450 - 470 MHz / 880 - 960 MHz /
1710 - 1880 MHz



- Screw mount
- For GPS/several radio services

Dimensions Ø 65 mm x 25 mm

GPS

Voltage supply 3 - 5 VDC
Gain typ. 5 dBic
Amplification typ. 27 dB

Part Number	GPS		RADIO SERVICES	
	Cable	Connector	Cable	Connector
	RG 174		RG 174	
920-420-001	296 mm	SMBf	310 mm	FMEem

GPS MULTI M

68 - 86 MHz / 144 - 176 MHz /
380 - 470 MHz / 410 - 430 MHz /
450 - 470 MHz / 880 - 960 MHz /
1710 - 1880 MHz



- Magnetic mount
- For GPS/several radio services

Dimensions Ø 66 mm x 24.5 mm

GPS

Voltage supply 3 - 5 VDC
Gain typ. 5 dBic
Amplification typ. 27 dB

Part Number	GPS		RADIO SERVICES	
	Cable	Connector	Cable	Connector
	RG 174		RG 174	
920-421-001	6000 mm	SMBf	6000 mm	FMEem

Rods for GPS MULTI



Flexradiator

Length	146 mm
Thread antenna rod	M5
Gain	typ. 0 dB
Frequency range	137 - 151 MHz ORBCOMM


Part Number
602-411-001



Rod

Length	63 mm
Thread antenna rod	M5
Gain	typ. 0 dB
Frequency range	GSM 850 GSM 900 GSM 1800 GSM 1900 UMTS


Part Number
825-097-001



Universal Rod

Length	tuneable
Thread antenna rod	M5
Gain	typ. 0 dB
Frequency range	68 - 470 MHz tuneable • 4 m-band (68-86 MHz) • 2 m-band (144-176 MHz) • 70 cm-band (380-470 MHz) - Telephone - TETRA - ISM 433

Part Number
823-688-001



Terrestrial Communication

Single Service | Cellular

CEL 7026 LP S

LTE 698-862 / 2305-2690
GSM 850 / GSM 900 / 1800 / 1900
UMTS

- Mounting on various surfaces (e.g. plastic, metal, ...)
- Screw mount



Dimensions 80 x 80 x 31 mm

Cellular (2G/3G/4G)

Gain typ. 0 dBi

Part Number	Cable	Connector
	RG 174 LL	
920-635-001	1000 mm	SMAm

CEL 7026 A

LTE 698-862 / 2305-2690
GSM 850 / GSM 900 / 1800 / 1900
UMTS

- Easy interior and exterior windscreen mounting, self-adhesive



Dimensions 107 x 54 x 3.5 mm

Cellular (2G/3G/4G)

Gain typ. 2.15 dBi

Part Number	Cable	Connector
	RG 174 LL	
920-409-001	3000 mm	FAKRAf, Code D
920-409-002	3000 mm	SMAm

CEL 7026 RD M

LTE 698-862 / 2305-2690
GSM 850 / GSM 900 / 1800 / 1900
UMTS

- 2G through 4G/LTE service
- Magnetic mount



Dimensions \varnothing 30 x 91.4 mm

Cellular (2G/3G/4G)

Gain typ. 3 dBi

Part Number	Cable	Connector
	RG 174 LL	
955-006-001	2500 mm	FMEf
955-006-002	2500 mm	SMAm

CEL 8521 RD M

GSM 850 / GSM 900 / 1800 / 1900
UMTS

- Magnetic mount



Dimensions \varnothing 29 mm x 90 mm

Cellular (2G/3G/4G)

Gain typ. 2 dBi

Part Number	Cable	Connector
	RG 174	
951-013-001	2500 mm	FMEf
951-013-002	2500 mm	SMAm

CEL 8521 ST

GSM 850 / GSM 900 / 1800 / 1900
UMTS



- M2M application - telemetering, remote

Dimensions \varnothing 10.5 mm x 50 x 17 mm

Cellular (2G/3G/4G)
Gain typ. 2 dBi

Part Number	Cable	Connector
951-012-001	—	SMAm, angled 90°
951-012-002	—	FMEf, angled 90°

CEL 7038 S MIMO

5G READY

5G 3300-3800
LTE 698-862 / 2305-2690
GSM 850 / 900 / 1800 / 1900
UMTS 2100



- Mounting on various surfaces (e.g. plastic, metal, ...)
- Screw mount

Dimensions 124 x 80 x 84 mm

Cellular (2G/3G/4G)
Gain 2 dBi

Part Number	Cable	Connector
	RG 174 LL	
951-018-001	200 mm	SMAm

CEL 8026 BASE

LTE 790-862 / 2305-2690
GSM 850 / 900 / 1800 / 1900
UMTS



- Outdoor antenna
- For fix mast and wall mounting

Dimensions (without bracket) 154 x 134 x 46 mm

Cellular (2G/3G/4G)
Gain typ. 9 dBi

Part Number	Cable	Connector
	RG 58 LL	
602-456-001	5000 mm	SMAm

CEL 8026 STAT

LTE 790-862 / 2305-2690
GSM 850 / 900 / 1800 / 1900
UMTS



- Outdoor antenna
- For fix wall mounting

Dimensions (without bracket) 275 x 16 mm

Cellular (2G/3G/4G)
Gain typ. 5.1 dBi

Part Number	Cable	Connector
	RG 58	
602-458-001	5000 mm	FMEf
602-458-002	5000 mm	SMAm

Single Service | Cellular**MCA 1890 STRIPE**

GSM 850 / GSM 900 / 1800 / 1900
UMTS

- Easy interior windscreen mounting, self-adhesive

Dimensions 12 x 130 mm

Cellular (2G/3G/4G)

Gain typ. 2.1 dBi

Part Number	Cable	Connector
	RG 174	
602-335-002	2500 mm	FMEf

**MCA 1890 SLIM**

GSM 850 / GSM 900 / 1800 / 1900
UMTS

- Easy interior windscreen mounting, self-adhesive

Dimensions 22 x 115 mm

Cellular (2G/3G/4G)

Gain typ. 0 dBi

Part Number	Cable	Connector
	RG 174	
602-311-002	2500 mm	FMEf

**MCA 1890 MP**

GSM 850 / GSM 900 / 1800 / 1900
UMTS

- Easy interior windscreen mounting, self-adhesive

Dimensions \varnothing 57 mm

Cellular (2G/3G/4G)

Gain typ. 2.1 dBi

Part Number	Cable	Connector
	RG 174	
602-317-002	2500 mm	FMEf
602-317-003	2500 mm	SMAM



CGN 7026 LP A

LTE 698-862 / 2305-2690
GSM 850 / GSM 900 / 1800 / 1900
UMTS
GLONASS / GPS

- Designed for harsh environment
- Adhesive mount



Dimensions 121 x 77 x 37 mm

Cellular (2G/3G/4G)
Gain 0 dBi

GLONASS/GPS
Voltage supply 3 - 5.5 VDC
Gain 1 dBic
Amplification 27 dB ± 1 dB
Current consumption 24 mA ± 1 mA @ 5V

Part Number	Cellular		GLONASS/GPS	
	Cable	Connector	Cable	Connector
	RG 174			
920-625-001	3000 mm	FAKRAf, Code D	3000 mm	FAKRAf, Code C

CGN 7026 LP S

LTE 698-862 / 2305-2690
GSM 850 / GSM 900 / 1800 / 1900
UMTS
GLONASS / GPS

- Designed for harsh environment
- Screw mount



Dimensions 124 x 80 x 31 mm

Cellular (2G/3G/4G)
Gain 0 dBi

GLONASS / GPS
Voltage supply 3 - 5.5 VDC
Gain 1 dBic
Amplification 27 dB ± 1 dB
Current consumption 24 mA ± 1 mA @ 5V

Part Number	Cellular		GLONASS/GPS	
	Cable	Connector	Cable	Connector
	RG 174			
920-626-001	200 mm	FAKRAM, Code D	200 mm	FAKRAM, Code C

CGN 7026 SF S

LTE 698-862 / 2305-2690
GSM 850 / GSM 900 / 1800 / 1900
UMTS
GLONASS / GPS

- Designed for harsh environment
- Screw mount



Dimensions 95 x 57 x 69 mm

Cellular (2G/3G/4G)
Gain
LTE: 0 dBi
CEL: 3 dBi

GLONASS / GPS
Voltage supply 3 - 5.5 VDC
Gain typ. 2 dBic
Amplification typ. 21 dB ± 2 dBi
Current consumption typ. 35 mA ± 3 mA

Part Number	Cellular		GLONASS/GPS	
	Cable	Connector	Cable	Connector
	RG 174			
920-641-001	200 mm	FAKRAM Code D	150 mm	FAKRAM Code C

FAKRA is a trademark

Combination | Cellular + GNSS**CGN 1890 LP S**

GSM 850 / GSM 900 / 1800 / 1900
UMTS
GLONASS / GPS



- Mounting on various surfaces (plastic, metal, ...)
- Screw mount

Dimensions 124 x 80 x 21 mm

Cellular (2G/3G)

Gain typ. 0 dBi

GLONASS/GPS

Voltage supply 3 - 5.5 VDC
Gain typ. 4.5 dBic
Amplification typ. 20 dB ± 2 dB
Current consumption typ. 29 mA @ 3.3 V ± 0.3 V

CGN 1890 LP LC P

GSM 850 / GSM 900 / 1800 / 1900
UMTS
GLONASS / GPS



- Low current consumption
- Mounting on various surfaces (plastic, metal, ...)
- Adhesive or magnetic mount*

Dimensions 102 x 66 x 20 mm

Cellular (2G/3G)

Gain typ. 0 dBi

GLONASS/GPS

Voltage supply 2.7 - 5.5 VDC
Gain typ. 1 dBic
Amplification typ. 27 dB ± 1 dB
Current consumption ≤ 13 mA @ 5 V (typ. 10 mA)

Part Number	Cellular		GLONASS/GPS	
	Cable	Connector	Cable	Connector
	RG 174		RG 174	
602-434-001	3000 mm	FME f, Code D	3000 mm	FAKRA f, Code C
602-434-002	5000 mm	FME f, Code D	5000 mm	FAKRA f, Code C

Part Number	Cellular		GLONASS/GPS	
	Cable	Connector	Cable	Connector
	RG 174		RG 174	
602-440-001	3000 mm	FMEf	3000 mm	SMAm
602-440-002	4700 mm	SMAm	4700 mm	SMAm
602-440-003	5000 mm	FAKRAf, Code D	5000 mm	FAKRAf, Code C
602-440-004	3000 mm	FAKRAf, Code D	3000 mm	FAKRAf, Code C
602-440-005	5000 mm	SMAm	5000 mm	SMAm
602-440-006	3000 mm	SMAm	3000 mm	SMAm

*Magnetic pad order separately, see page 35

CG 7038 S MIMO

5G READY

5G 3300-3800
LTE 698-862 / 2305-2690
GSM 850 / 900 / 1800 / 1900
UMTS 2100
GLONASS / GPS



- Mounting on various surfaces (plastic, metal, ...)
- Screw mount

Dimensions 124 x 80 x 84 mm

Cellular (2G/3G/4G/5G)

Gain 2 dBi

GLONASS/GPS

Voltage supply 2.9 - 5.5 VDC
Gain 2 dBic
Amplification 27 dB ± 2 dB
Current consumption typ. 13 mA ± 2 mA

Part Number	Cellular		GLONASS/GPS	
	Cable	Connector	Cable	Connector
	RG 174 LL		RG 174 LL	
951-018-101	200 mm	SMAm	200 mm	SMAm

CG 8521 LP S

GSM 850 / GSM 900 / 1800 / 1900
UMTS
GPS



- Ground plane independent
- For vertical installation
- Screw mount

Dimensions 162 x 70 x 22 mm

Cellular (2G/3G)

Gain typ. 2 dBi

GPS

Voltage supply 2.7 - 5.5 VDC
Gain typ. 2 dBic
Amplification typ. 15 dB, 20 dB max.
Current consumption ≤ 6 mA @ 5 V

Part Number	Cellular		GPS	
	Cable	Connector	Cable	Connector
	RG 58 LL		RG 174 LL	
955-019-001	6100 mm	SMAm	6100 mm	SMAm

GPS 1890 LP P

 GSM 850 / GSM 900 / 1800 / 1900
 UMTS
 GPS


- Mounting on various surfaces (glass, plastic, metal, ...)
- Adhesive or magnetic mount*

Dimensions 100 x 66 x 21 mm

Cellular (2G/3G)

Gain typ. 0 dBi

GPS

 Voltage supply 3 - 5.5 VDC
 Gain typ. 2 dBic
 Amplification typ. 27 dB ± 3 dB
 Current consumption ≤ 25 mA @ 5 V

GPS 1890 LP S

 GSM 850 / GSM 900 / 1800 / 1900
 UMTS
 GPS


- Mounting on various surfaces (glass, plastic, metal, ...)
- Screw mount

Dimensions 100 x 74 x 21 mm

Cellular (2G/3G)

Gain typ. 0 dBi

GPS

 Voltage supply 3 - 5.5 VDC
 Gain typ. 2 dBic
 Amplification typ. 27 dB ± 3 dB
 Current consumption < 25 mA @ 5 V

Part Number	Cellular		GPS	
	Cable	Connector	Cable	Connector
	RG 174		RG 174	
920-061-301	3000 mm	FMEf	3000 mm	SMBf
920-061-302	3000 mm	FMEf	3000 mm	SMAm
920-061-304	3000 mm	SMAm	3000 mm	SMAm
920-061-305	3000 mm	FAKRAf, Code D	3000 mm	FAKRAf, Code C

Part Number	Cellular		GPS	
	Cable	Connector	Cable	Connector
	RG 174		RG 174	
920-062-201	370 mm	FMEf	310 mm	SMBf
920-062-202	3000 mm	SMAm	3000 mm	SMAm
920-062-207	3000 mm	FAKRAf, Code D	3000 mm	FAKRAf, Code C

*Magnetic pad order separately, see page 35

CW 703859 S MIMO

5G READY

5G 3300-3800
LTE 698-862 / 2305-2690
GSM 850 / 900 / 1800 / 1900
UMTS 2100
WLAN / Bluetooth



- Mounting on various surfaces
(e.g. plastic, metal, ...)
- Screw mount

Dimensions 124 x 80 x 84 mm

Cellular (2G/3G/4G/5G)

Gain 2 dBi

WLAN + Bluetooth

Frequency range 2400 - 2484 MHz
5150 - 5925 MHz

Gain typ. 2 dBi

Part Number	Cellular		WLAN	
	Cable	Connector	Cable	Connector
	RG 174 LL			
951-018-201	200 mm	SMAm	200 mm	SMAm

Combination | Cellular + GNSS + WLAN/Bluetooth**CGNW 702659 LP S**

LTE 698-862 / 2305 - 2690
GSM 850 / 900 / 1800 / 1900
UMTS
GLONASS / GPS
WLAN / Bluetooth



- Designed for harsh environment
- Screw mount

Dimensions 124 x 80 x 31 mm

Cellular (2G/3G/4G)

Gain 0 dBi

GLONASS / GPS

Voltage supply 3 - 5.5 VDC
Gain 1 dBic
Amplification 27 dB ± 1 dB
Current consumption 24 mA ± 1 mA @ 5 V

WLAN + Bluetooth

Frequency range 2400 - 2484 MHz
5150 - 5925 MHz
Gain 0 dBi

CGNW 702659 SF S

LTE 698-862 / 2305 - 2690
GSM 850 / 900 / 1800 / 1900
UMTS
GLONASS / GPS
WLAN / Bluetooth



- Mounting on metallic ground
- Screw mount

Dimensions 95 x 57 x 72 mm

Cellular (2G/3G/4G)

Gain 2.5 dBi

GLONASS / GPS

Voltage supply 2.9 - 5.5 VDC
Gain typ. 2 dBic
Amplification typ. 27 dB ± 3 dB
Current consumption ≤ 12 mA ± 3 mA @ 3.3 V

WLAN + Bluetooth

Frequency range 2400 - 2484 MHz
5755 - 5925 MHz
Gain 2.5 dBi @ 2.4 GHz
3 dBi @ 5.8 GHz

Part Number	Cellular	GLONASS/GPS	WLAN
	Connector Cable length	Connector Cable length	Connector Cable length
	RG 174		
920-630-001	FAKRAm, D 200 mm	FAKRAm, C 200 mm	FAKRAm, E 200 mm

Part Number	Cellular	GLONASS/GPS	WLAN
	Connector Cable length	Connector Cable length	Connector Cable length
	RG 174		
955-181-001	SMAm 150 mm	SMAm 150 mm	SMAm 150 mm
955-181-002	FAKRAf, D 325 mm	FAKRAf, C 305 mm	FAKRAf, E 315 mm
955-181-003	FMEf 3000 mm	FMEf 3000 mm	FMEf 3000 mm
955-181-004	SMAm 5000 mm	SMAm 5000 mm	SMAm 5000 mm
955-181-005	FAKRAf, D 5000 mm	FAKRAf, C 5000 mm	FAKRAf, E 5000 mm
955-181-006	FMEf 5000 mm	SMAm 5000 mm	FMEf 5000 mm
955-181-007	FMEf 250 mm	SMBf 250 mm	SMAm 250 mm
955-181-008	FAKRAf, D 2000 mm	FAKRAf, C 2000 mm	FAKRAf, K 2000 mm
955-181-009	SMAm 3000 mm	SMAm 3000 mm	SMAm 3000 mm
955-181-010	FAKRAf, D 5000 mm	FAKRAf, C 5000 mm	FAKRAf, K 5000 mm
955-181-011	FAKRAf, D 325 mm	FAKRAf, C 325 mm	FAKRAf, B 325 mm
955-181-012	FAKRAf, D 300 mm	FAKRAf, C 300 mm	FAKRAf, I 300 mm

FAKRA is a trademark

CGNW 7059 S MIMO

5G READY



5G 3300-3800
LTE 698-862 / 2305-2690
GSM 850 / 900 / 1800 / 1900
UMTS 2100
GLONASS / GPS
WLAN / Bluetooth

- Mounting on various surfaces
(e.g. plastic, metal, ...)
- Screw mount

Dimensions 124 x 80 x 84 mm

Cellular (2G/3G/4G/5G)

Gain 2 dBi

GLONASS / GPS

Voltage supply 2.9 - 5.5 VDC
Gain 2 dBic
Amplification 27 dB ± 2 dB
Current consumption typ. 13 mA ± 2 mA

WLAN + Bluetooth

Frequency range 2400 - 2484 MHz
5150 - 5925 MHz
Gain typ. 2 dBi

Part Number	Cellular	GLONASS/GPS	WLAN
	Connector Cable length	Connector Cable length	Connector Cable length
	RG 174 LL		
951-018-301	SMAm 200 mm	SMAm 200 mm	SMAm 200 mm

Cellular + GNSS + WLAN/Bluetooth**CG 8524 LP A Extra Slim**

GSM 850 / GSM 900 / 1800 / 1900
UMTS
GPS
WLAN / Bluetooth



- Low current consumption
- Mounting on non-conductive surfaces
- Adhesive mount

Dimensions 126 x 54.9 x 7 mm

Cellular (2G/3G) / WLAN/Bluetooth**Frequency range**

GSM 850: 824 - 894 MHz
GSM 900: 880 - 960 MHz
GSM 1800: 1710 - 1880 MHz
GSM 1900: 1850 - 1990 MHz
UMTS: 1920 - 2170 MHz
WLAN/Bluetooth: 2400 - 2484 MHz

Gain

GSM 850/CDMA 800/GSM 900: typ. 3 dBi
GSM 1800/PCS/CDMA 1800/
UMTS/WLAN: typ. 4 dBi

GPS

Voltage supply 2.7 - 5.5 VDC
Gain typ. 1 dBic
Amplification typ. 26 dB ± 2 dB
Current consumption ≤ 13 mA, typ. 10 mA
(max 13 mA)

Part Number	Cellular/WLAN		GPS
	Cable	Connector	Connector
	RG 174		
955-910-101	3000 mm	SMAm	SMAm
955-910-102	3000 mm	FAKRAf, Code D	FAKRAf, Code C

CGNW 852124 LP S

GSM 850 / GSM 900 / 1800 / 1900
UMTS
GPS
WLAN / Bluetooth



- Low current consumption
- Ground plane independent
- For vertical installation
- Screw mount

Dimensions 162 x 70 x 22 mm

Cellular (2G/3G)

Gain typ. 2 dBi

GLONASS/GPS

Voltage supply 2.7 - 5.5 VDC
Gain typ. 2 dBic
Amplification typ. 15 dB, 20 dB max.
Current consumption ≤ 6 mA@5 V

WLAN + Bluetooth

Frequency range 2400 - 2484 MHz
Gain typ. 5 dBi

Part Number	CELL	GLONASS/GPS	WLAN
	Connector Cable length	Connector Cable length	Connector Cable length
	RG 58 LL	RG 174 LL	
955-162-001	FAKRAf, D 2200 mm	FAKRAf, C 2200 mm	FAKRAf, B 2200 mm

GPS 2400 LP/Cellular

GSM 850 / GSM 900 / 1800 / 1900
UMTS
GPS
WLAN / Bluetooth



- Low current consumption
- Screw mount

Dimensions 124 x 80 x 21 mm

Cellular (2G/3G)

Gain typ. 0 dBi

GPS

Voltage supply 2.7 - 5.5 VDC
Gain typ. 2 dBic
Amplification typ. 26 dB ± 2 dB
Current consumption ≤ 13 mA@5 V ± 0.5 V
(typ. 10 mA)

WLAN + Bluetooth

Frequency range 2400 - 2484 MHz
Gain typ. 0 dBi

Part Number	CELL	GPS	WLAN
	Connector Cable length	Connector Cable length	Connector Cable length
	RG 174		
602-430-001	SMA m 200 mm	SMAm 170 mm	SMAm 140 mm
602-430-002	FMEf 3050 mm	FMEf 3050 mm	FMEf 3050 mm
602-430-003	FAKRAf, C 3050 mm	SMAm 3050 mm	rpSMAf* 3050 mm
602-430-004	FAKRAf, C 5030 mm	SMA m 5030 mm	rpSMAf* 5030 mm
602-430-007	MCXm 200 mm	SMBf 170 mm	SMAm 140 mm

*rp = reverse polarity

Single Service | WLAN/Bluetooth

MCA 2458 S

WLAN / Bluetooth / DSRC

- Mounting on various surfaces (plastic, metal, ...)
- Screw mount



Dimensions 80 x 80 x 28 mm
 Frequency range 2400 - 2484 MHz
 5150 - 5925 MHz
 Gain typ. 3 dBi

Part Number	Cable	Connector
	RG 174 LL	
920-315-002	1000 mm	SMAm

MCA 2400 PA

WLAN / Bluetooth

- Easy interior windscreen mounting, self-adhesive



Dimensions 57 x 77 x 10 mm
 Frequency range 2300 – 2500 MHz
 Gain typ. 2.1 dBi

Part Number	Cable	Connector
	RG 174	
602-399-001	3000 mm	SMAm

WLAN 24 ST

WLAN / Bluetooth

- Terminal mount



Dimensions 10.5 x 50 x 17 mm
 Frequency range
 Bluetooth: 2400 – 2484 MHz
 IEEE Std. 802.11b: 2412 - 2484 MHz
 Gain typ. 2dBi

Part Number	Cable	Connector
951-012-003	—	SMAm, angled 90°

WLAN 24 PA

WLAN / Bluetooth

- Easy interior windscreen mounting, self-adhesive



Dimensions 115 x 22 mm
 Frequency range
 Bluetooth: 2400 – 2484 MHz
 IEEE Std. 802.11b: 2412 - 2484 MHz
 Gain typ. 2dBi

Part Number	Cable	Connector
	RG 174	
951-002-001	1500 mm	FAKRAf, Code I
951-002-006	1500 mm	SMAm

WLAN 2458 LP S MIMO

WLAN / Bluetooth / DSRC



- Mounting on various surfaces (plastic, metal, ...)
- Screw mount

Dimensions 124 mm x 80 mm x 31 mm
 Frequency range 2400 - 2484 MHz
 5150 - 5925 MHz
 Gain typ. 3 dBi

Part Number	WLAN 1	WLAN 2	WLAN 3
	Connector Cable length	Connector Cable length	Connector Cable length
	RG 174 LL		
951-001-001	SMAm 140 mm	SMAm 170 mm	SMAm 200 mm

Single Service | TETRA

MCA 480 FLEX

TETRA

- Additional TETRA frequency
808 - 870 MHz
- Easy interior windscreen mounting,
self-adhesive



Dimensions	20 x 244 x 5 mm
Frequency range	380 - 430 MHz 808 - 870 MHz
Gain	typ. 2.1 dBi

Part Number	Cable	Connector
	RG 174	
920-013-001	2500 mm	FMEf

TETRA is a trademark

TG 3847 RD S

TETRA
GPS

- Mounting on various surfaces (plastic, metal, ...)
- Screw mount
- Antenna rod 170 mm



Dimensions (without rod) 95 x 57 x 40 mm

TETRA

Gain typ. 5.1 dBi

GPS/Galileo

Voltage supply 3 - 5.5 VDC

Gain typ. 2 dBic

Amplification typ. 27 dB ± 3 dB

Current consumption ≤ 25 mA

Part Number	TETRA		GPS	
	Cable	Connector	Cable	Connector
	RG 316		RG 174	
951-014-101	160 mm	FMEf	120 mm	SMBf

Combination | TETRA + GPS + WLAN/Bluetooth**TGW 3858 RD S**

TETRA
GPS
WLAN / Bluetooth

- Mounting on various surfaces (plastic, metal, ...)
- Screw mount
- Antenna rod 170 mm



Dimensions (without rod) 95 x 57 x 40 mm

TETRA

Gain typ. 5,1 dBi

GPS/Galileo

Voltage supply 3 - 5.5 VDC

Gain typ. 2 dBic

Amplification typ. 27 dB ± 3 dB

Current consumption ≤ 25 mA

WLAN + Bluetooth

Frequency range 2400 – 2484 MHz

5150 - 5925 MHz

Gain typ. 2 dBi

Part Number	TETRA	GPS	WLAN
	Connector Cable length	Connector Cable length	Connector Cable length
	RG 316	RG 174	DACAR302
951-016-101	FMEf 160 mm	SMBf 120 mm	SMAm 200 mm

Satellite Communication

Single Service: IRIDIUM**IRD LP M**

IRIDIUM

- IRIDIUM certified
- Adhesive pad on request
- Magnetic mount



Dimensions 63 x 63 x 18 mm
 Frequency range 1616 – 1626.5 MHz
 Gain typ. 3 dBic

Part Number	Cable	Connector
	RG 174 LL	
955-047-001	1500 mm	TNCm
955-047-002	1500 mm	SMAm
955-047-004	125 mm	SMAm
955-047-005	2500 mm	SMAm
	RG 58 LL	
956-310-801	4570 mm	TNCm
956-310-802	5500 mm	SMAm
956-310-803	5500 mm	rpTNCf*
956-310-804	2500 mm	SMAm
956-310-805	5500 mm	SMBf
956-310-806	5500 mm	TNCm

*rp = reverse polarity

IRD LP S

IRIDIUM

- IRIDIUM certified
- For use in telematic applications
- Screw mount




Dimensions 63 x 63 x 18 mm
 Frequency range 1616 – 1626.5 MHz
 Gain typ. 3 dBic

Part Number	Cable	Connector
	RG 174 LL	
955-048-001	150 mm	SMAm
955-048-002	200 mm	TNCm

IRD PC S

IRIDIUM

- IRIDIUM certified
- For embedded installation



Dimensions 52 x 52 x 7 mm
 Frequency range 1616 – 1626.5 MHz
 Gain typ. 3 dBic

Part Number	Cable	Connector
	RG 174 LL	
956-311-101	150 mm	SMAm
956-311-102	500 mm	SMAm

IRIDIUM is a trademark

IGN 1620 LP S

IRIDIUM
GLONASS / GPS



- Iridium certified
- Low current consumption
- Screw mount

Dimensions 124 x 80 x 21 mm

IRIDIUM
Frequency range 1616 – 1626.5 MHz
Gain typ. 3 dBic

GLONASS/GPS
Voltage supply 3 - 5.5 VDC
Gain typ. 2 dBic
Amplification typ. 26 dB ± 3 dB
Current consumption ≤ 13 mA @ 5 V ± 0.5 V

Part Number	IRIDIUM	GLONASS/GPS
	Connector Cable length	Connector Cable length
	RG 174	
956-310-301	SMAm 200 mm	SMAm 170 mm
956-310-302	SMAf 200 mm	SMAf 170 mm

IGNC 8521 LP S

IRIDIUM
 GSM 850 / GSM 900 / 1800 / 1900
 UMTS
 GLONASS/GPS



- IRIDIUM certified
- Low current consumption
- Screw mount

Dimensions 124 x 80 x 69 mm

IRIDIUM

Frequency range 1616 – 1626.5 MHz
 Gain typ. 3 dBic

GLONASS/GPS

Voltage supply 3 - 5.5 VDC
 Gain typ. 2 dBic
 Amplification typ. 26 dB ± 2 dB
 Current consumption ≤ 13 mA @ 5 V ± 0.5 V
 (typ. 10 mA)

Cellular (2G/3G)

Gain typ. ≥ 3 dBi

Part Number	IRIDIUM	GLONASS/GPS	Cellular
	Connector Cable length	Connector Cable length	Connector Cable length
	RG 174		
956-310-501	SMAm 200 mm	SMAm 170 mm	SMAm 140 mm
956-310-502	SMAm 2000 mm	SMAm 2000 mm	SMAm 2000 mm
956-310-503	SMAm 600 mm	SMAm 570 mm	SMAm 540 mm

IGNW 24 LP S

IRIDIUM
GLONASS/GPS
WLAN / Bluetooth



- IRIDIUM certified
- Low current consumption
- Screw mount

Dimensions 124 x 80 x 21 mm

IRIDIUM

Gain typ. 3 dBic

GLONASS/GPS

Voltage supply 3 - 5.5 VDC
Gain typ. 2 dBic
Amplification typ. 26 dB ± 3 dB
Current consumption ≤ 13 mA @ 5 V ± 5 V (typ. 10 mA)

WLAN/Bluetooth

Frequency range Bluetooth: 2400 – 2484 MHz
IEEE Std. 802.11b: 2412 - 2484 MHz
Gain typ. 0 dB

Part Number	IRIDIUM	GLONASS/GPS	WLAN
	Connector	Connector	Connector
	Cable length	Cable length	Cable length
	RG 174		
955-056-001 ¹⁾	SMAm 200 mm	SMAm 170 mm	SMAm 140 mm
955-066-001 ²⁾	SMAm 200 mm	SMAm 170 mm	SMAm 140 mm

1) Stainless steel mounting nut with 27 mm wrench size
2) Stainless steel mounting nut with 22 mm wrench size

Single Service: ORBCOMM**ORBRDS**

ORBCOMM

- Screw mount
- Antenna rod 405 mm



Dimensions (without rod)	94 x 57 x 38 mm
Frequency range	137 – 151 MHz
Gain	typ. 5 dBi

Part Number	Cable	Connector
	RG 58	
956-211-401	7620 mm	SMAm

ORBCOMM is a trademark

OG RD S

ORBCOMM
GPS

- Screw mount
- Antenna rod 405 mm



Dimensions (without rod) 94 x 57 x 38 mm

VHF (ORBCOMM)

Frequency range 137 – 151 MHz
Gain typ. 5 dBi

GPS

Voltage supply 3 - 5.5 VDC
Gain typ. 2 dBic
Amplification typ. 27 dB ± 3 dB

Part Number	ORBCOMM		GPS	
	Cable	Connector	Cable	Connector
	RG 58		RG 174	
956-211-804	320 mm	FME _m	320 mm	FME _f

Combination | ORBCOMM + GNSS + Cellular**OGC 8521 RD S**

ORBCOMM
GSM 850 / GSM 900 / 1800 / 1900
GPS

- Antenna base only ¹⁾
- Screw mount



Dimensions 95 x 57 x 40 mm

VHF (ORBCOMM)

Frequency range 137 – 151 MHz
Gain typ. 0 dB

Cellular

Gain typ. 0 dB

GPS

Voltage supply 3 - 5.5 VDC
Gain typ. 2 dBic
Amplification typ. 26 dB ± 3 dB
Current consumption ≤ 25 mA@5V ± 0,1 V

Part Number	ORBCOMM	Cellular	GPS
	Connector Cable length	Connector Cable length	Connector Cable length
	RG 174	RG 58 LL	RG 174
956-210-101	FAKRAF, K 6100 mm	FAKRAF, D 6000 mm	FAKRAF, C 6050 mm

¹⁾ Rod to be ordered separately (823 174-001)

Rod for OGC 8521 RD S

ORBCOMM
GSM 850 / GSM 900 / 1800 / 1900

Length 405 mm
Thread Antenna rod M5

Part Number

823-174-001



Accessories

FMEf



FMEf



VK-SB SUPER-LOW-LOSS

Single pack	L ≈	Part Number
	1000 mm	823-122-014
	2000 mm	823-122-015
	3000 mm	823-122-016
	4000 mm	823-122-017
	5000 mm	823-122-018

FMEf



SMAm



VK SUPER-LOW-LOSS FMEf/SMAm 500

1 Piece	L ≈	Part Number
	5000 mm	602-340-001

FMEf



FAKRAF Z



VK SUPER-LOW-LOSS FMEf/FAKRAF Z ...

1 Piece	L ≈	Part Number
	5000 mm	602-406-001

FMEf



FMEf



VK RG58 FMEf/FMEf 500

1 Piece	L ≈	Part Number
	5000 mm	602-405-001

SMBm



SMAm



VK 174 SMBm/SMAm...

1 Piece	L ≈	Part Number
	5000 mm	823-684-005

SMBm



SMBf



VK 174 SMBm/SMBf...

1 Piece	L ≈	Part Number
	5000 mm	823-641-005

SMBm



FMEf



VK 174 SMBm/FMEf...

1 Piece	L ≈	Part Number
	5000 mm	823-685-005

SMBm



FAKRAF Z



VK 174 SMBm/FAKRAF Z ...

1 Piece	L ≈	Part Number
	5000 mm	602-404-005

FAKRA is a trademark

M12/8 f straight



M12/8 f straight

L ≈	Part Number
1500 mm	955-615-301
3000 mm	955-615-302
5000 mm	955-615-303


M12/8 f right angled



M12/8 f straight

L ≈	Part Number
1500 mm	955-616-101
3000 mm	955-616-102
5000 mm	955-616-103

M12/8 f straight



DB9 f + 2 banana plugs

L ≈	Part Number
1500 mm	955-025-001
3000 mm	955-025-002
5000 mm	955-025-003

M12/8 f straight



6" Blunt cut wires

L ≈	Part Number
1500 mm	955-051-001
3000 mm	955-051-002
5000 mm	955-051-003

Contact us for other cable and connector configurations.

Adapters FME

**KVS/MINI UHFm WINKEL (angled)**

Adapter connector rectangular	Part Number
	602-375-001

**KVS/SMAm**

Adapter connector	Part Number
	602-376-001

**KVS/MCXm**

Adapter connector	Part Number
	602-378-001

**KVS/BNCm**

Adapter connector	Part Number
	602-372-001

**KVK**

Adapter connector	Part Number
	602-371-001

**KVB**

Adapter connector	Part Number
	602-370-001

**AK 174 FME/FAKRAf Z**

Adapter cable, RG 174, L \approx 150 mm	Part Number
	602-403-001



Magnetic Pad

- For GPS 1890 LP P
- For mounting on metal surfaces

Part Number	821-049-001
-------------	-------------



Adhesive Pad

- For GPS 1890 LP P + GPS 1890 LP LC P
- Mounting on various surfaces (glass, plastic, metal, ...)

Part Number	602-408 001
-------------	-------------

More from HIRSCHMANN MOBILITY

Contact us for further information: hirschmann-mobility@te.com

ASSET TRACKING

Container/Trailer Tracking

Our Asset Tracking Systems address system integrators.

- Intelligent power management
- Over 7 years service life
- Rugged design
- Highest RF performance
- Scratch, shatter proof and self cleansing solar panel
- 2G/3G communication
- IP6K9K Protection class
- Operating temperature -40° C to +85° C
- Subscriber management




INFOTAINMENT

Radio Tuner Cards

Our Radio Tuner Cards address system integrators.

- Plug-in Radio Tuner Card for integration into a head unit or any infotainment system
- Digital Audio Interface via I2S
- Command & Control Interface via SPI
- Antenna interface via FAKRA connection
- Software update capable
- Operating temperature -40° C to +85° C



AUTOMOTIVE AFTERMARKET

Antennas

Our complete portfolio of broadcast antennas is available at te.com/antennas.

- Extensive range of antennas for aftermarket/retrofit applications
- DVB-T film antennas
- GPS and GSM antennas for replacement/upgrade
- Accessories available, including connectors and cables
- Magnetic, screw or adhesive variants
- Radio and TV modules for integration
- AM/FM/DAB antennas



GERMANY

Phone: +49 7127 14-1873
Fax: +49 7127 14-1428

FRANCE

Phone: +33 1 80 88 51-00
Fax: +33 1 80 88 51-01

USA

Phone: +1 248 373-7150
Fax: +1 248 276-2350

Email: hirschmann-mobility@te.com

DISCLAIMER

While TE Connectivity (TE) has made every reasonable effort to ensure the accuracy of the information in this catalog, TE does not guarantee that it is error-free, nor does TE make any other representation, warranty or guarantee that the information is accurate, correct, reliable or current. TE reserves the right to make any adjustments to the information contained herein at any time without notice.

TE expressly disclaims all implied warranties regarding the information contained herein, including, but not limited to, any implied warranties of merchantability or fitness for a particular purpose. The dimensions in this catalog are for reference purposes only and are subject to change without notice. Specifications are subject to change without notice. Consult TE for the latest dimensions and design specifications.

TRADEMARKS

TE, TE Connectivity, and TE connectivity (logo) are trademarks.
Hirschmann, Bluetooth, TETRA, FAKRA, IRIDIUM, and ORBCOMM are trademarks.
Other products and/or company names might be trademarks of their respective owners.

COPYRIGHT

© 2019 TE Connectivity | All rights reserved.

Hirschmann Car Communication GmbH,
a TE Connectivity Company
Stuttgarter Strasse 45-51
72654 Neckartenzlingen | Germany
Phone: +49 7127 14-0
Fax: +49 7127 14-1428
E-mail: hirschmann-mobility@te.com

